

(Assign your assistant's their roles and provide each member of your team with the material as early as possible so that they may learn their parts.)

Date: \_\_\_\_\_

TEACHERS PRESENT: \_\_\_\_\_

Topic: *We must forgive.*

1. Praise/Worship/Opening: \_\_\_\_\_

2. Lesson Teaching: \_\_\_\_\_

**Code Word Game:**

Prior to class, prepare some tickets by cutting them in half (there should be identical numbers at both ends of the ticket). In a larger class you would want 4 bags with 10 tickets each to be handed out during the teaching of the lesson. Pick a Code word and announce it before the lesson teaching. During your sermon whenever you say the code word the first child in each section, which stands up and says "Amen" gets a ticket. At the end of the program make sure everyone has a ticket or two. You will want to prepare these tickets ahead of time. Draw some tickets for a few prizes. We give larger candy prizes. This keeps the kids at the edge of their seats during lesson time.

3. Puppets Skit Characters Assistants

(If you have only 2 puppeteers, the same person could be both Barnabas and Mark as Barnabas appears at the beginning of the skit and Mark is at the end of the skit.)

Paul: \_\_\_\_\_  
Barnabas: \_\_\_\_\_  
Mark: \_\_\_\_\_

4. Skit Characters Assistants

(If you have only 2 workers, recruit a child to be George. He has almost nothing to say.)

Ethel: \_\_\_\_\_  
Agnes: \_\_\_\_\_  
George: \_\_\_\_\_

5. Object Lesson: \_\_\_\_\_

6. Cartoon Bible Story: \_\_\_\_\_

7. Memory Verse Games:

**BIG CLOTHES RELAY.** Make 2 teams of 4 people each. Usually boys vs. girls works best. Have them line up one behind the other at the starting line. In front of each line is a pile of over-sized clothing. There is an equal number of articles in each pile. When you say 1,2, 3, go, the first child from each team puts on every article of clothing and then runs to the finish line. They must run back to their team and touch the next person in line who will now put all the clothes on and run to and back from the finish line. When each person has finished their part of the relay the team sits down. First team to be all sitting down is the winner.

Pick new teams. Remember to repeat the memory verse several times between rounds.

**ZIT FACE:** Choose 2 teams with 4 players each. Choose 2 teachers, 1 to represent each team. The teachers sit on chairs facing the audience and each teacher holds a bag of marshmallows on their lap. The first child from each team comes up to the front and takes some marshmallows from their bag. They break the marshmellow up into pieces and stick them onto the teacher's face. They have 30 seconds to stick as many as they can, then the whistle blows and the next player on each team comes up and has 30 seconds to stick marshmellow pieces unto their teacher's face. After the last team member has had their chance to stick pieces, then the pieces are counted on each teachers face. The team with the most pieces wins.

8. Review Game: BEST

**BUDDIES GAME.** This is similar to the newly weds television game show. Have the children partner up with someone. Choose 4 couples. Partner A of each couple stays in the room and sits on a chair at the front of the room. Partner B is taken out of the room so that he cannot hear the questions. Ask 4 questions to each partner A and write their responses on a page of paper. Then after all 4 questions are answered, bring back into the room the B partners. They shall stand behind the A partners who are sitting on the chairs. The same questions are posed to partner B and their responses are recorded on the lines below Partner A's response. (Partner A must not help them answer or they shall be disqualified.) The team with the most same answers are noted to be the winners of that round. Choose the next 4 couples and repeat the process with 4 new questions. At the end have a winners round. The winning couples compete against each other and then a final winner is determined. Note: The object of the game is to give the same answer as your partner, even if it is the wrong answer. They will be awarded points just because it is the same answer.

**Props Needed Today:**

- Songs Picked for Opening/Overheads
- Offering Bucket.
- Small Candy Treats for New Kids and Birthdays
- Code Word Tickets
- Prizes for Ticket Draw
- prepare Memory Verse papers to pass out

**Puppets:**

- See Schedule
- pin up puppet play in duplicate to back of puppet stage

**-gray wig, robes for puppets**

**Skit Props:**

a frizzy wig, or a clown wig

**Object Lesson Props:**

A witches hat and broom, a medical uniform, a package of bandages, a breathing mask, a rubberized uniform if you have such a thing, large garbage bag

**Cartoon Bible Story:**

Arrange cartoons in desired format.

**Memory Verse Game Supplies:**


2 piles of over-sized clothing (equal # in each pile), 2 bags of marshmallows

**Review Game Supplies:**

4 chairs, paper, pen

## PRAYER - Lesson 4

(Based on Matthew 18:21-35)



"Lord how many times shall my brother do something bad to me and I have to forgive him? Up to 7 times?"

Jesus looked at Peter and answered, "I don't say up to 7 times, but up to 70 x 7!"

Then Jesus told this story. "The kingdom of heaven is like a king who ordered all the people who owed him money, to pay up. One by one his servants began to pay the money they owed to the king.





Then a man was brought before the king. 'This man owes you millions of dollars!' said the king's treasurer.

'That's a lot of money! Pay it now Mister!' said the King.

'But I can't,' sobbed the man.

'Take him out and sell him as a slave,' ordered the King to his soldiers. 'Sell his wife and kids too. Then sell all his stuff.'



The servant threw himself on the ground in front of the king and begged. 'Please have patience with me and I will pay you everything I owe you.'

PR-04-02



The king's heart was deeply touched by the man's sad situation. 'Let him go. I hereby forgive you the debt. You don't have to pay me back,' said the King.

The servant breathed a sigh of relief and went out into the street, a free man.



As soon as he could, he found this certain guy who owed him some money. 'Hey you!' said the servant. 'You owe me 50 bucks!' The servant grabbed his friend by the throat and said, 'Pay it up right now!'

His friend loosed himself from the throat grab and fell down on his knees. He begged him saying, 'Have patience with me and I will pay you everything I owe you!'






The servant was not kind like the king had been. He didn't feel sorry one little bit for the man who owed him 50 bucks. 'I'm throwing you into jail until you pay me everything you owe me!'

The people who saw went and told the king. The king was furious and called for the servant. 'You wicked servant! I forgave because you begged me. Shouldn't you have also felt sorry for your friend?'



'Take him to the torturers until he pays me everything he owes me!' commanded the King."

When Jesus finished the story he looked right into the eyes of his disciples and said, “My Heavenly Father will do the same thing to you if each of you, from your heart, does not forgive his brother for the bad things he does.”



Forgiving people is not something we do because we have a mushy feeling. It is an order! Otherwise, God can't forgive us for all our bad things.

**HEY YOU!**

**Tips to presenting an effective Lesson:**

1. This is an OUTLINE for meditation.
2. Begin meditating upon lesson material early in week.
3. DO NOT READ this outline to the class.
4. Know lesson material well enough that you only have to glance over at the notes occasionally.
5. Ask God to give you ideas on how to add humour and interest to your presentation.

**(This program was written by Rev. Grace Verrier & Patricia Loranger)**

**PRAYER**

**LESSON 4**

**LESSON OUTLINE**

**Scripture to Study:** Matt 6:9-15; Psalm 51; Psalm 103:12; I Jn 1:9; Ps 32; II Cor 2:10-11; Matt 18:23-34, 15-17

**Central Truth:** As Christians, we must always walk in forgiveness.

**Memory Verse:** Matthew 6:12 And forgive us our debts, as we forgive our debtors.

**To the Teacher:** Jesus specifically stressed that we must walk in forgiveness, both in being forgiven by God for our sins and in forgiving others. Unforgiveness is a perfect opportunity for the devil to get a foothold, and children must be taught how to stop him.

**Outline:**

**I. The next thing in the Lord's prayer is to pray, "forgive us our debts as we forgive our debtors".**

A. What does it mean to "forgive"?

1. It means if someone does something wrong that hurts you, you do not hold it against that person.
2. For example, when we sin there is something being held against us stopping our relationship with God.
  - a. Let's say that this pulpit represents sin and I'm God. (Ask for a volunteer to assist you.) The

volunteer represents a Christian who sins. (Put the pulpit between you and lean it against the Christian.) This sin is being held against him so that he can't come close to me.

- b. But God will forgive us if we confess that sin to Him and the sin is no longer being held against us. (Take the pulpit away) And we can have a close relationship again. (Hug the child.)
3. The same applies in our relationships with others. (Use the same example again.)

## **II. God thinks that it is important to walk in forgiveness.**

- A. We should walk in forgiveness in two areas.
  1. When we sin and ask God for forgiveness, we must also forgive ourselves.
    - a. When some people sin, they think they are no good.
    - b. If God forgives us, so should we forgive ourselves.
  2. We must forgive others when they sin against us.
- B. God said, "Forgive us our sins as we forgive others."
  1. It is important to forgive others.
  2. After all, if God had enough love and compassion to forgive us for what we have done, shouldn't we do the same?
- C. Jesus felt that forgiveness is a very important thing to learn. In fact, when he finished praying the Lord's Prayer, He went over forgiveness again with his disciples. (Read Matt 6:14,15 aloud to the class.)
  1. He didn't go over any other part of the prayer again.



- a. For example He didn't go over "Thy kingdom come, Thy will be done" again.
- b. So it must be very important that He would repeat Himself.

### **III. So when we pray, how should we pray this part of the prayer?**

- A. First we pray that God will forgive us.
  - 1. Ask the holy Spirit to tell you if you have sinned. Stop and listen carefully to Him and you will hear His voice.
  - 2. Confess that sin to God.
    - a. I John 1:9 says that if we confess our sins, He is faithful and just to forgive us our sins and to cleanse us from all unrighteousness. That means that when we ask God for forgiveness for our sins, He makes us clean again and doesn't hold them against us.
    - b. Proverbs 28:13 says, "He who conceals (hides his sins does not prosper, but whoever confesses and renounces (says he doesn't want the sin any more) finds mercy."
    - c. Only pride would stop you from confessing your sin to God and asking Him to help you stop. If you walk in pride you leave a door open for the devil to work in your life.
  - 3. Agree with God about your sin and ask God to help you hate that sin and not to do it anymore.
  - 4. Praise God then that He is Jehovah M'Kaddesh, our Sanctifier (or Cleaner Upper). We get a spiritual bath when we confess our sins.
- B. Pray that you forgive others of the wrong that they have done against you.

1. God wants you to be like Jesus.
  - a. Jesus forgave and so should we.
  - b. We have to release people who have sinned against us to God, so He can work in their lives.
  - c. If we do not, we may get bitter about them and leave the door open to the devil in our own lives.
  - d. When others ask us to forgive them, we must always do so. We must not take the forgiveness back and start thinking what they did to us again. Every time they ask us for forgiveness we must forgive them even if it is 490 times.

**IV. Decide to set your will to forgive anyone who sins against you today.**

- A. Decide to walk in love all day. Love covers all kinds of sin.
- B. Pray that you will love your enemies and bless those who sin against you and do good to those who take advantage of you.

**Tips for Good Puppetry:**

1. Open and close the puppets mouth on every word syllable. Make sure the puppet's mouth is moving when you are talking.
2. Practice voices for a little girl, little boy, man, woman, old man, old woman, and devil.
3. Exaggerate all emotions.
4. Make sure the puppet is facing the kids. It is easy to forget the position of the puppet when you are concentrating on reading your lines. Make sure your arm inside the puppet is up tall and straight. People have the tendency to let their arm droop.
5. Puppets should enter and exit the puppet stage as if they are ascending and descending a set of stairs.

**PRAYER**

**LESSON 4**

**PUPPET SKIT**

*(Based on Acts 15:36-41, 2 Timothy 4:11)*

*(Characters: Paul, Barnabas, Mark)*

*(Paul and Barnabas enter.)*

**Paul:** Hi boys and girls, my name is Apostle Paul and this is my buddy and partner Barnabas.

*(Have boys and girls cheer for the puppets.)*

**Paul:** Barnabas, we have started lots of churches now in different countries and I think we should go back and visit each one.

**Barnabas:** Sounds like a good idea Paul. I'll tell young Mark to pack his bags for the trip.

**Paul:** Mark! Mark! We are not bringing that young man with us! He deserted us on the last trip!

**Barnabas:** Well I think we should give him another chance.

**Paul:** I don't! He's a quitter and I don't want a quitter on my team!

**Barnabas:** Let's give him another chance.

**Paul:** No!

**Barnabas:** Fine! Then if Mark can't come with us, then I'm not going with you either!

**Paul:** Fine!

**Barnabas:** Fine! I'm outta here!

*(Barnabas exits.)*

**Paul:** I'm going to get a new partner and go visit those churches!

*(Paul exits and returns with a gray wig on his head. Now he is very old.)*

**Paul:** Well, as you can see, many years have gone by and I'm getting kinda' old. I want to introduce you to a good friend of mine. Everybody cheer for Mark.

*(Mark enters.)*

**Mark:** Hi Apostle Paul. Hi everybody.

**Paul:** In time I did give young Mark another chance and boy he sure has been a real blessing to me! What are you working on now young Mark?

**Mark:** I'm writing Jesus' life story. It's going to be called "The Gospel of Mark" and it's going to be in the bible some day.

**Paul:** Very good. Come, let's go teach some people about Jesus.

**Mark:** Yippee! Thanks for giving me another chance to help.

**Paul:** You're welcome.



**Tips for Good Drama Presentation:**

1. Never turn your back to your audience.
2. Be dramatic and always exaggerate every emotion.
3. Skits are in outline form and need not be memorized. Adlib if you wish. Just make sure the central truth is clearly portrayed.
4. Keep your eyes open at garage sales, and second hand shops for costume props. Good costumes add to the humour of the skit, and make the skit more memorable.

**Prayer**

**Lesson 4**

**Skit**

*Characters: Ethel, Agnes, George*

*(props: a frizzy wig, or a clown wig)*

Ethel and Agnes are 2 best friends. The 2 ladies talk about how they have been best friends since kindergarten and how they do everything together.

Agnes comments that tonight she has a hot date with George, but is concerned because her hair is so flat and plain.

Ethel offers to give her a perm and then she will look beautiful.

Agnes is not so sure, but Ethel persuades her that she knows what she is doing. She has read the directions on the box at least 10 times.

Agnes agrees to go ahead with it and Ethel puts her hair quickly in rollers and wraps her head up in a towel. When the towel is removed, Agnes is now wearing the frizzy wig.

Agnes is horrified. She is very angry at Ethel for messing up her hair. She promises that she will never forgive Ethel for what she has done.

George comes to the door and seeing Agnes with her messy hair, refuses to go on the date with her.

Agnes cries and cries and Ethel tries her best to console her.

Finally Agnes decides that she will not throw away their years of friendship over one bad hairdo. Also she decides that George is not so great a guy if he would drop her like a hot potato just because she had messy hair.

The two ladies exit to make a cup of tea and spend a quiet evening watching a movie. They decide to watch the sound of music.



**Teacher:** I don't like her any more.

**Robot:** I don't like her anymore. I don't like her anymore. I don't like her anymore .....

**Teacher:** This recording in my head is getting on my nerves! That's it! You're outta here! Robot gets pushed to the side.

*For added humour, the robot from this point repeats everything the teacher says. The teacher pretends that this is “getting on her nerves”. Finally at the end of the lesson when the teacher says that God will reverse it, then the robot backs up and stops talking for good. The teacher very exasperated says “Oh I wish I would have done that at the beginning. Hit the reverse button.”*

3. **Don't nurse it.** Don't go over it in your mind and exaggerate it until it is much worse than it really was. Don't think of what you should have done and how you are going to pay that person back.

*(At this point the nurse comes out and as the teacher recounts the story of how Susie hurt her feelings the nurse puts bandages all over the teacher. The teacher is happy to get all this sympathy and attention and so exaggerates the story. The teacher finally decides that this is not helping her to forgive Susie so she sends the nurse away.)*

4. Be sure you **disperse** (send it out) to God and let Him deal with it. Release the person who sinned against you to God.

*(At this point the person dressed as the high tech garbage man comes out. "Somebody has some toxic waste they want dispersed to God?" The garbage man opens a garbage bag and tells the teacher to tell her problem in the bag. After the teacher tells her story into the bag, the garbage man seals the bag up tight and takes it to deliver to God.)*

5. **God will then reverse it.** The thing that was sent to you to cause you destruction will help you instead.

*(Teacher, as you go through the above 5 points, write each underlined word on the board to help the children remember them.)*

*(Instructions for the game are contained in today's Teachers Schedule and Games page.)*

1. Complete the verse. Matthew 6:12 And forgive us our debts, as we forgive our \_\_\_\_\_.  
**ANSWER: Debtors**
2. What does it mean to "forgive"?  
**ANSWER: It means if someone does something wrong that hurts you, you do not hold it against that person.**
3. What does it mean, "Don't curse what happened"?  
**ANSWER: Don't be wishing it had never happened. Don't speak against them to others or think in your mind, "if they didn't do that then this wouldn't have happened."**
4. What does it mean, "Don't rehearse it"?  
**ANSWER: Don't go over the sin again and again in your mind and keep on thinking how badly the other person hurt you.**
5. What does it mean, "Don't nurse it"?  
**ANSWER: Don't go over in your mind and exaggerate it until it is much worse than it really was. Don't think of what you should have done and how you are going to get that person and pay him back.**
6. What does it mean, "Disperse it"?  
**ANSWER: Send it out to God and let Him deal with it. Release the person who sinned against you to God.**
7. What does it mean, "God will then reverse it"?  
**ANSWER: The thing that was sent to you to cause you destruction will help you instead.**
8. How many times each day did Jesus say we must forgive someone?  
**ANSWER: "70 x 7 = 490 times!"**
9. In Jesus story, why was the king calling all his servants to him?  
**ANSWER: To check to see who owed him money.**



10. How much money did one of the servants owe?  
**ANSWER: "This man owes you millions of dollars King!" said the king's treasurer.**
11. What did the King command to be done to the servant and his family so that the debt could be paid?  
**ANSWER: All he had was to be sold and he and his family were to be sold as slaves.**
12. What did the servant do when he heard his family would be separated and sold as slaves?  
**ANSWER: He threw himself on the ground in front of the king and begged. "Please have patience with me and I will pay you everything I owe you."**
13. What did the King do when he saw the servant crying and begging?  
**ANSWER: The king's heart was deeply touched by the man's sad situation and he felt sorry for the servant who owed him so much money. "Take the chains off of him and let him go. I hereby forgive you of the debt. You don't have to pay me back," said the King.**
14. As soon as he could the servant went to find someone. Who was it?  
**ANSWER: He found a man who owed him some money.**
15. How did the servant treat the friend who owed him the small amount of money?  
**ANSWER: The servant grabbed his friend by the throat and said, "Pay it up right now!"**
16. What did the friend do?  
**ANSWER: His friend loosed himself from the throat grab and fell down on his knees. He begged him saying, "Have patience with me and I will pay you everything I owe you!"**
17. What did the servant do to his friend?  
**ANSWER: He threw him into jail until he could pay everything he owed.**

18. What did the King do when he heard what the servant had done to his friend?

**ANSWER: The king was furious and called for the servant. He sent him to the torturers until he paid everything he owed.**

19. What did Jesus say our Heavenly father will do to us if we do not forgive our brothers?

**ANSWER: He will do the same thing. He will not forgive our sins.**

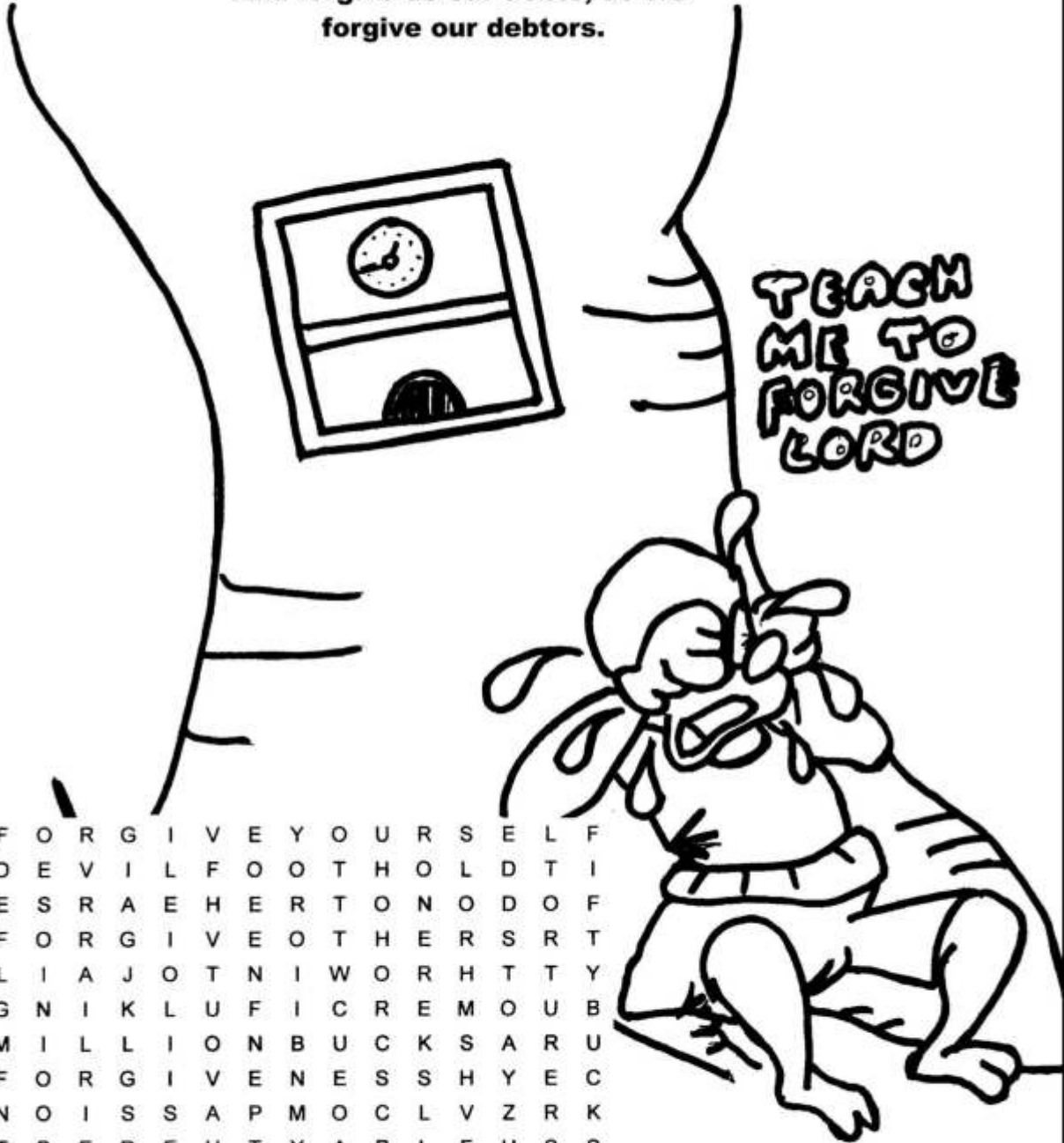
20. What happens if we don't get any mushy feelings inside our hearts. Do we still have to forgive the person?

**ANSWER: Yes. It is a command.**

# PRAYER 04 HANDOUT

**MATTHEW 6:12**

**And forgive us our debts, as we  
forgive our debtors.**



F O R G I V E Y O U R S E L F  
D E V I L F O O T H O L D T I  
E S R A E H E R T O N O D O F  
F O R G I V E O T H E R S R T  
L I A J O T N I W O R H T T Y  
G N I K L U F I C R E M O U B  
M I L L I O N B U C K S A R U  
F O R G I V E N E S S H Y E C  
N O I S S A P M O C L V Z R K  
T B E D E H T Y A P L F U S S

Compassion	ForgiveOthers	MillionBucks
DevilFoothold	ForgiveYourself	PayTheDebt
DoNotRehearse	Forgiveness	ThrowIntoJail
FiftyBucks	MercifulKing	Torturers